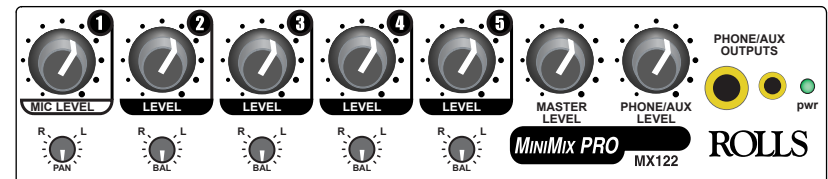


ROLLS

Thank you for your purchase of the Rolls MX122 MiniMix Pro Mixer. The MX122 is a line-level mixer featuring a single mic input and four channels of stereo inputs.

MX122 MiniMix Pro Mixer



FEATURES

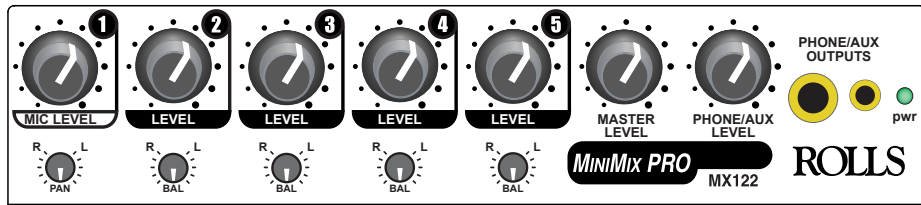
- 1 XLR balanced Mic Input with rear panel Trim control
- +15VDC Phantom Power
- 4 individual 1/4" Stereo Inputs
- Balanced 1/4" TRS Outputs
- Balance control on each channel (Pan on the Mic channel)
- Headphone / Auxiliary Outputs
- External Power Supply included for low noise operation

SPECIFICATIONS

Input Impedance: Line:	10 K Ohms unbal.
Mic:	10 K Ohms bal.
Phantom Power Voltage:	+15 VDC
Output Impedance:	50 Ohms bal
Max Input Level:	+24 dBV line, -8 dBV microphone
Phase Shift:	< 10 deg. 20 Hz - 20 kHz
Connectors:	8: 1/4" TS Inputs, 1: XLR Mic Input 3: 1/4" TRS, 1: 1/8" (3.5mm) Outputs
Max Gain:	26 dB Line 26 dB Aux 80 dB Mic
Mic CMRR:	95 dB
S/N Ratio:	>90 dB
THD:	< .004%
IMD (SMPTE):	< .004%
Self Noise:	< -82 dB
Power:	9-15 VDC
Size:	8.4" x 1.7" x 5" (21.3 x 4.3 x 13 cm)
Weight:	2.5 lbs (1.14 kg)

ROLLS

ROLLS CORPORATION
SALT LAKE CITY, UTAH
8/19



Channel One

Mic Level: Adjusts the signal level of CH 1 XLR mic input.

Pan: Adjusts the relative level of the microphone signal to the Right and Left Outputs.

Note: Channels Two through Five are identical.

Channel Two - Five Section

Level: Adjusts the overall signal level of the channel.

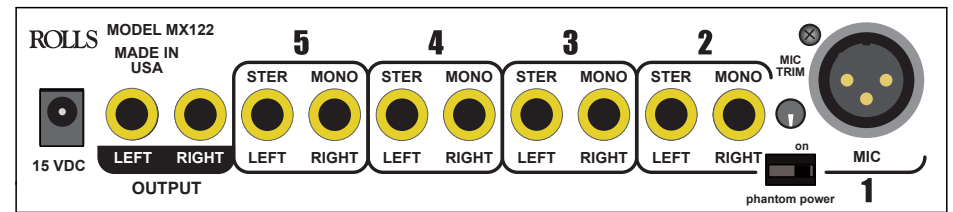
Bal: Adjusts the relative level of the channel signal to the Right and Left outputs.

Master Level: Controls the overall output level of the MX122.

Phone/Aux Level: Adjusts the output level of the Phone/Aux Outputs.

Phone/Aux Outputs: 1/4" and 1/8" (3.5mm) TRS stereo jacks for monitoring the master right and left signals, also may be used as an alternative stereo output for connecting to another stereo amplifier.

PWR: Indicates that the MX122 is connected to an AC outlet and is on.



15 VDC: Connects to the included Rolls PS27s 15 VDC power supply.

Master Outputs Right and Left: 1/4" TRS balanced main output jacks. For connection to an amplifier, recording device or signal processor.

Mic Input Channel 1: Balanced XLR jack for connection to a condenser or dynamic microphone.

Phantom Power: Switch for applying +15V phantom power to the Mic XLR Input jack.

Channel Inputs

Note: Channels Two through Five are identical.

Right / Left: 1/4" TS unbalanced jacks for connection to the right and left outputs of a stereo instrument. If a mono signal is being sent, use the Right input, for a Tip-Ring-Sleeve stereo signal, use the Left input.

Mic Trim: Adjusts the initial gain of the Mic preamp circuitry.